

DAB Chromogen/Substrate Bulk Pack (High Contrast)


Description: This product has been developed for applications that require high contrast between the chromogen and Hematoxylin counterstain. The resulting stain is a darker brown than standard DAB and somewhat more sensitive. ScyTek recommends using Hematoxyling for Automation (catalog # HAQ500) for optimal contrast. 3,3'Diaminobenzidine (DAB) is a widely used chromogen for immunohistochemical staining and immunoblotting. When in the presence of peroxidase enzyme, DAB produces a brown precipitate that is insoluble in alcohol. This product is available in a two component form consisting of a liquid, refrigerator stable DAB Chromogen and DAB Substrate (High Contrast). The standard working dilution is 50ul (0.9mg) of DAB Chromogen per 1ml of DAB Substrate (High Contrast), although the ratio can be adjusted as desired. The use of liquid components reduces some risks associated with handling powders (ie. dust inhalation), and eliminates waste which often results from using tablets that require a predetermined final volume. Once the two components are combined, the reagent can be used for up to six hours, making it ideal for automated stainers.


Uses/Limitations: Immunochemical procedures.
Do not use past expiration date.

Availability/Contents:

<u>Item #</u>	<u>Volume</u>
ACV500	30ml DAB Chromogen 500ml DAB Substrate (High Contrast)
ACV999	60ml DAB Chromogen 1000ml DAB Substrate (High Contrast)

Storage: 2-8° Centigrade.

Storage: 2°C  8°C

 ScyTek Laboratories, Inc.
205 South 600 West
Logan, UT 84321 U.S.A.
435-755-9848

CE

EC REP

EmergoEurope (31)(0) 70 345-8570
Molsnstraat 15
2513 BH Hague
The Netherlands


P.O. Box 3286 - Logan, Utah 84323, U.S.A. - Tel. (800) 729-8350 - Fax (435) 755-0015 - www.scytek.com


Procedure:

1. Combine 50µl of DAB Chromogen to each 1ml of DAB Substrate (High Contrast). (range = 50-80µl/ml, 50µl /ml produces optimal staining quality, 80µl/ml produces maximum sensitivity) Optional: for additional sensitivity, add 20µl of DAB Enhancer (cat.# ACM030) to each 1ml of mixed solution.
2. Apply mixture to tissue section.
3. Incubate tissue section for 5 minutes.
4. Rinse tissue with DI water.
5. Apply mixture and incubate for another 5 minutes.
4. Rinse tissue, counterstain, dehydrate, clear in xylene or xylene substitute and coverslip.

Precautions: DAB Chromogen: Contains Diaminobenzidine in buffer. DAB is a suspected carcinogen. Do not pipet by mouth. Avoid contact with skin and eyes. Reagent is acidic and can cause burns if skin contact occurs. Handle with care and dispose of according to regulations.

DAB Substrate: Contains Hydrogen Peroxide in buffer. Avoid contact with skin and eyes.

Storage: 2°C  8°C

 ScyTek Laboratories, Inc.
205 South 600 West
Logan, UT 84321 U.S.A.
435-755-9848

CE

EmergoEurope (31)(0) 70 345-8570
Molsnstraat 15
2513 BH Hague
The Netherlands