

Instructions For Use AYH-1-IFU		
Rev. Date: Dec. 2, 2008	Revision: 1	Page 1 of 1

P.O. Box 3286 - Logan, Utah 84323, U.S.A. - Tel. (800) 729-8350 – Tel. (435) 755-9848 - Fax (435) 755-0015 - www.scytek.com

H. Pylori Rapid Stain Kit

Description: The H. Pylori Rapid Stain Kit is designed for demonstrating Helicobacter Pylori infected tissue. Kit may be used on formalin fixed, paraffin-embedded tissue as well as frozen sections.

Helicobacter Pylori:	Blue
Mucin:	Yellow
Background:	Light Blue


Uses/Limitations: For In-Vitro Diagnostic use only.
 Histological applications.
 Do not use past expiration date.
 Use caution when handling these reagents.

Control Tissue: Helicobacter Pylori infected stomach.


Availability/Contents:

<u>Item #</u>	<u>Kit Contents</u>	<u>Volume</u>	<u>Storage</u>
PAQ500	Periodic Acid Solution	500 ml	2-8° Centigrade
SME125	Sodium Metabisulfite Solution	125 ml	Room Temperature
ANY125	Alcian Yellow Solution	125 ml	Room Temperature
TQF006	Toluidine Blue Solution	6 ml x 2	Room Temperature
SHC008	Sodium Hydroxide Solution (3%)	8 ml	Room Temperature


Precautions: Avoid contact with skin and eyes.
 May cause burns.
 Harmful if swallowed.
 Follow all Federal, State, and local regulations regarding disposal.
 Use in chemical fume hood whenever possible.

Storage: 2° C  25° C

**Mixed Storage Conditions.
 Separate Contents.**

 ScyTek Laboratories, Inc.
 205 South 600 West
 Logan, UT 84321
 U.S.A.



 EmergoEurope (31)(0) 70 345-8570
 Molsnstraat 15
 2513 BH Hague, The Netherlands

Procedure (Standard):

Prepare Toluidine Blue Working Solution (Immediately prior to use):

Distilled Water	50 ml
Toluidine Blue Solution	10 drops
Sodium Hydroxide Solution	3 drops

1. Deparaffinize sections if necessary and hydrate to distilled water.
2. Incubate slide in Periodic Acid Solution for 10 minutes (**Note: Do Not Reuse Periodic Acid Solution**).
3. Rinse thoroughly in distilled water.
4. Incubate slide in Sodium Metabisulfite Solution for 5 minutes.
5. Rinse thoroughly in distilled water.
6. Incubate slide in Alcian Yellow Solution for 5-10 minutes.
7. Rinse slide thoroughly in distilled water.
8. Incubate slide in freshly prepared Toluidine Blue Working Solution for 3-5 minutes (**Note: Do Not Reuse Toluidine Blue Working Solution**).
9. Rinse thoroughly in distilled water.
10. Dehydrate quickly in 2 changes of absolute alcohol.
11. Clear, and mount in synthetic resin.

References:

1. Leung, K., Gibbon, K.J. A Rapid Staining Method for Helicobacter Pylori in Gastric Biopsies, Journal of Histochemistry, Volume 19, Pages 131-132. 1996

Storage: 2° C



25° C

**Mixed Storage Conditions.
Separate Contents.**



ScyTek Laboratories, Inc.
205 South 600 West
Logan, UT 84321
U.S.A.



EC REP EmergoEurope (31)(0) 70 345-8570
Molsnstraat 15
2513 BH Hague, The Netherlands