

P.O. Box 3286 - Logan, Utah 84323, U.S.A. - Tel. (800) 729-8350 - Fax (435) 755-0015 - [www.scytek.com](http://www.scytek.com)

# Copper Stain Kit (For Microwave)

**Description:** The Copper Stain Kit (For Microwave) is intended for the demonstration of copper deposits in tissue sections.

Copper Deposits: Light Brown to Red  
 Nuclei: Blue

**Uses/Limitations:** For In-Vitro Diagnostic use only.  
 Histological applications.  
 Do not use past expiration date.  
 Use caution when handling these reagents.

**Control Tissue:** Fetal Liver or a known positive.

**Availability/Contents:**

<u>Item #</u>	<u>Kit Contents</u>	<u>Volume</u>	<u>Storage</u>
RSS030	Rhodanine Solution (Stock)	30 ml	2-8° Centigrade
SAB500	Acetate Buffer Solution, pH 8.0	2 x 500 ml	Room Temperature
HMM125	Hematoxylin, Mayer's (Lillie's Mod.)	125 ml	Room Temperature

**Precautions:** Keep away from open flame.  
 Avoid contact with skin and eyes.  
 Harmful if swallowed.  
 Follow all Federal, State, and local regulations regarding disposal.  
 Use in chemical fume hood whenever possible.


**Procedure (Standard):**




**Prepare Working Rhodanine Solution:**

Combine:  
 4 ml Rhodanine Solution (Stock). Agitate Stock Solution immediately before adding to Acetate Buffer.  
 46 ml Acetate Buffer Solution, pH 8.0

1. Deparaffinize sections if necessary and hydrate to distilled water.
2. Place slide in Working Rhodanine Solution and heat in a microwave at full power until solution is hot but not boiling.
3. Cap container, carefully agitate, and allow solution to cool on countertop to room temperature.
4. Examine slide microscopically and repeat heating/cooling cycle until desired staining intensity is achieved.
5. Rinse slide in 2 changes of Acetate Buffer Solution, pH 8.0 for 1 minute each.

Storage: 18° C  25° C

 ScyTek Laboratories, Inc.  
 205 South 600 West  
 Logan, UT 84321  
 435-755-9848  
 U.S.A.


   
 (Regulatory affairs only)  
 EmergoEurope (31)(0) 70 345-8570  
 Molsnstraat 15  
 2513 BH Hague, The Netherlands


P.O. Box 3286 - Logan, Utah 84323, U.S.A. - Tel. (800) 729-8350 - Fax (435) 755-0015 - [www.scytek.com](http://www.scytek.com)

6. Incubate slide in Hematoxylin, Mayer's (Lillie's Modification) for 5-10 seconds with agitation.
7. Rinse slide in 3 changes of Acetate Buffer Solution, pH 8.0 for 1 minute each.
8. Dehydrate slide in 3 changes of absolute alcohol.
9. Clear in 2 changes of xylene or xylene substitute, and mount in synthetic resin.

**References:**

1. Sheehan, DC., Hrapchak, BB. Theory and Practice of Histotechnology; 1980, page 230.
2. Lindquist, RR. Studies on the Pathogenesis of Hepatolenticular II: Cytochemical methods for the location of copper. Arch Pathol; 1969, Volume 87: page 370.

Storage: 18° C  25° C

 ScyTek Laboratories, Inc.  
205 South 600 West  
Logan, UT 84321  
435-755-9848  
U.S.A.

   
 (Regulatory affairs only)  
EmergoEurope (31)(0) 70 345-8570  
Molsnstraat 15  
2513 BH Hague, The Netherlands