

P.O. Box 3286 - Logan, Utah 84323, U.S.A. - Tel. (800) 729-8350 - Fax (435) 755-0015 - www.scytek.com

Hepatitis B Core Antigen (HBcAg)

Availability/Contents:	Item #	Volume
	A20060	2 ml
	A00060	6 ml
	A00060.25	25 ml

Description:


Species:	Rabbit
Immunogen:	HBcAg purified from the lysated of E.coli infected with the viral core DNA.
Clone:	Polyclonal
Isotype:	N/A
Format:	This antibody has been pretitered and quality controlled to work on formalin-fixed paraffin-embedded as well as acetone fixed cryostat tissue sections. No further titration is required.
Specificity:	This antibody reacts in the nuclei of the liver cells of the Hepatitis type B virus infected patients. However, occasional staining may also be seen in the perinuclear cytoplasm of the infected cells.
Species Reactivity:	Human
Positive Control:	Hepatitis B infected liver
Cellular Localization:	Nuclear
Titer/Working Dilution:	No further dilution is required.
Microbiological State:	This product is not sterile.


Uses/Limitations: For In Vitro Diagnostic Use.
This product is intended for qualitative immunohistochemistry with normal and neoplastic formalin-fixed, paraffin-embedded tissue sections, to be viewed by light microscopy.
Do not use past expiration date.

Storage and Stability: 2-8° Centigrade.
Product is stable for 24 months from date of manufacture.
If reagent is not stored as recommended, performance must be validated by the user.

Procedure:

1. Tissue Section Pretreatment: Staining of formalin fixed, paraffin embedded tissue sections is enhanced by pretreatment with Citrate Plus (ScyTek catalog# CPL500) or 10mM citrate buffer, pH 6.0 (ScyTek Catalog# CBB500, see IFU for instructions).
2. Primary Antibody Incubation Time: We suggest an incubation period of 30-60 minutes at room temperature. However, depending upon the fixation conditions and the staining system employed, optimal incubation should be determined by the user.
3. Visualization: For maximum staining intensity we recommend the "Retrieval HRP Anti-Polyvalent Lab Pack" (ScyTek catalog# RPL125, see IFU for instructions) combined with the "DAB Chromogen/Substrate Bulk Pack (High Contrast)" (ScyTek catalog# ACV500, see IFU for instructions).

Storage: 2°C  8°C

 ScyTek Laboratories, Inc.
205 South 600 West
Logan, UT 84321 U.S.A.

CE

IVD

EC REP

EmergoEurope (31)(0) 70 345-8570
Molsnstraat 15
2513 BH Hague
The Netherlands

Instructions For Use A00060-IFU-IVD

Rev. Date: July 11, 2008

Revision: 1


Page 2 of 2


P.O. Box 3286 - Logan, Utah 84323, U.S.A. - Tel. (800) 729-8350 - Fax (435) 755-0015 - www.scytek.com

Precautions: Contains Sodium Azide as a preservative (0.09% w/v).
Do not pipette by mouth.
Avoid contact of reagents and specimens with skin and mucous membranes.
Avoid microbial contamination of reagents or increased nonspecific staining may occur.
This product contains no hazardous material at a reportable concentration according to U.S. 29 CFR 1910.1200, OSHA Hazardous Communication Standard and EC Directive 91/155/EC.

References:

Warranty: No products or "Instructions For Use (IFU)" are to be construed as a recommendation for use in violation of any patents. We make no representations, warranties or assurances as to the accuracy or completeness of information provided on our IFU or website. Our warranty is limited to the actual price paid for the product. ScyTek Laboratories, Inc. is not liable for any property damage, personal injury, time or effort or economic loss caused by our products. Immunohistochemistry is a complex technique involving both histological and immunological detection methods. Tissue processing and handling prior to immunostaining can cause inconsistent results. Variations in fixation and embedding or the inherent nature of the tissue specimen may cause variations in results. Endogenous peroxidase activity or pseudoperoxidase activity in erythrocytes and endogenous biotin may cause non-specific staining depending on detection system used.

Storage: 2°C  8°C

 ScyTek Laboratories, Inc.
205 South 600 West
Logan, UT 84321 U.S.A.

CE

IVD

EC REP

EmergoEurope (31)(0) 70 345-8570
Molsnstraat 15
2513 BH Hague
The Netherlands