

Hematoxylin and Eosin Stain Kit

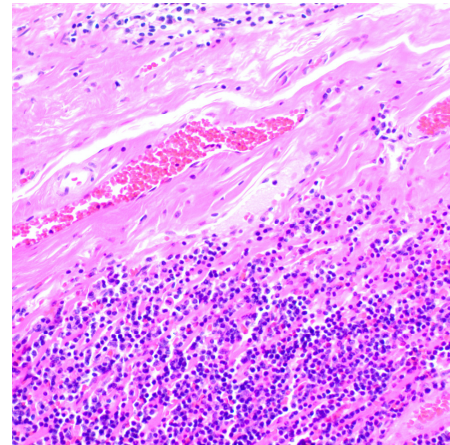
Description:

The Hematoxylin and Eosin Stain Kit is intended for use in histology and cytology applications. Included in this kit is a newly formulated Eosin that provides the benefits of a traditional alcoholic formula with significant improvements in usability. Advantages include lower evaporation rate, better color patterns, reduced tendency to spill over container, hands, and countertops, and improved surface tension to remain on tissue section. Our Hematoxylin produces crisp, intense blue nuclei providing optimal contrast to the Eosin stained cytoplasm.

Cytoplasm: Light Pink
Collagen: Pink
Muscle: Pink/Rose
Erythrocytes: Pink/Red
Nuclei: Blue

Uses/Limitations:

Not to be taken internally.
For In-Vitro Diagnostic use only.
Histological applications.
Do not use if reagents become cloudy.
Do not use past expiration date.
Use caution when handling reagents.
Non-Sterile.



Control Tissue:

Any well fixed paraffin embedded or frozen tissue section.
Cell smear.


Ordering information regarding individual components on back page!


Kit Contents:

| <u>Item #</u> | <u>Components</u> | <u>Volume</u> | <u>Storage</u> |
|---------------|--|---------------|----------------|
| HMM030 | Hematoxylin, Mayer's (Lillie's Modification) | 30 ml | 18-25°C |
| BRT030 | Bluing Reagent | 30 ml | 18-25°C |
| EYB030 | Eosin Y Solution (Modified Alcoholic) | 30 ml | 18-25°C |


Precautions:

Avoid contact with skin and eyes.
Harmful if swallowed.
Follow all Federal, State, and local regulations regarding disposal.

Storage: 18° C  25° C

 ScyTek Laboratories, Inc.
205 South 600 West
Logan, UT 84321
U.S.A.

 EmergoEurope (31)(0) 70 345-8570
Molsnstraat 15
2513 BH Hague, The Netherlands

Procedure:


1. Deparaffinize sections if necessary and hydrate to distilled water.
2. Apply adequate Hematoxylin, Mayer's (Lillie's Modification) to completely cover tissue section and incubate for 5 minutes.
3. Rinse slide in 2 changes of distilled water to remove excess stain.
4. Apply adequate Bluing Reagent to completely cover tissue section and incubate for 10-15 seconds.
5. Rinse slide in 2 changes of distilled water.
6. Dip slide in absolute alcohol and blot excess off.
7. Apply adequate Eosin Y Solution (Modified Alcoholic) to completely cover tissue section to excess and incubate for 2-3 minutes.
8. Rinse slide using absolute alcohol.
9. Dehydrate slide in 3 changes of absolute alcohol.
10. Clear slide and mount in synthetic resin.


References:

1. Amir-Levy Y, Mausner-Fainberg K, Karni A. Treatment with Anti-EGF Ab Ameliorates Experimental Autoimmune Encephalomyelitis via Induction of Neurogenesis and Oligodendrogenesis. *Multiple sclerosis international*. 2014 Dec 30;2014.
2. Kim, H., Seol-Bong, Y., Choe, J.Y., Paik, J.H., Xu, X., Nitta, H., Zhang, W., Grogan, T.M., Lee, C.T., Jheon, S., Chung, J.H. Detection of ALK Gene Rearrangement in Non-small Cell Lung Cancer, A Comparison of Fluorescence In Situ Hybridization and Chromogenic In Situ Hybridization in Correlation of ALK Protein Expression. *Journal of Thoracic Oncology*, Volume 6, Number 8, pages 1359-1366, August 2011.
3. Sheenan, D.C., Hrapchak, B.B. *Theory and Practice of Histotechnology*, 2nd Edition. CV Mosby, Columbus, OH. Pages 140-141, 1980.
4. Lillie, R.D., Fullmer, H.M. *Histopathologic Technique and Practical Histochemistry*, 4th Edition, McGraw-Hill, NY. Pages 205-208, 1976.
5. Luna, L.G. *Manual of Histologic Staining Methods of the Armed Forces Institute of Pathology*, 3rd Edition, McGraw-Hill, NY, Pages 34-35, 1968


Bulk Reagent Ordering Information and Current Pricing at www.scytek.com

| Description: | Catalog # | Volume |
|---|-----------|----------|
| Hematoxylin, Mayer's (Lillie's Modification) | HMM500 | 500 ml |
| | HMM999 | 1000 ml |
| | HMM3800 | 1 Gallon |
| Bluing Reagent | BRT500 | 500 ml |
| | BRT999 | 1000 ml |
| Eosin Y Solution (Modified Alcoholic) | EYB500 | 500 ml |
| | EYB999 | 1000 ml |
| | EYB3800 | 1 Gallon |

Storage: 18° C  25° C

 ScyTek Laboratories, Inc.
205 South 600 West
Logan, UT 84321
U.S.A.



 EmergoEurope (31)(0) 70 345-8570
Molsnstraat 15
2513 BH Hague, The Netherlands