

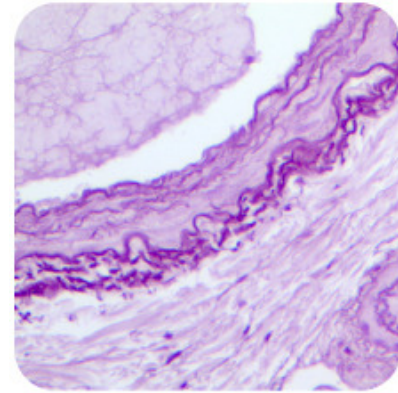
Orcein Stain Kit

(For Hepatitis B and Elastic Fibers)

Description: The Orcein Stain may be used in histology procedures for the visualization of Hepatitis B surface Antigen (HBsAg), elastic fibers, and copper associated proteins. HBsAg appears as irregular shaped aggregates in the cytoplasmic region of the cells. This reagent may be used on formalin-fixed, paraffin-embedded or frozen sections.

HBsAg:	Dark Brown/Purple
Elastic Fibers:	Dark Brown/Purple
Copper Assoc. Proteins:	Dark Purple
Background:	Light Reddish/Purple

Uses/Limitations: Not to be taken internally.
For In-Vitro Diagnostic use only.
Histological applications.
Do not use if reagents become cloudy.
Do not use past expiration date.
Use caution when handling reagents.
Non-Sterile.




Control Tissue: Known hepatitis positive liver.
Lung for elastic fiber.
Any well fixed tissue cut 3-5 microns.


Ordering information regarding additional recommended individual components on back page!

Availability/Contents:


<u>Item #</u>	<u>Kit Contents</u>	<u>Volume</u>	<u>Storage</u>
PPG030	Potassium Permanganate Sol. (5%)	30 ml	18-25 °C
SAQ030	Sulfuric Acid Solution (3%)	30 ml	18-25 °C
OQB030	Oxalic Acid Solution (2%)	30 ml	18-25 °C
OAA030	Orcein Solution	30 ml	18-25 °C
DSA030	Differentiating Solution	30 ml	18-25 °C

Precautions: Avoid contact with skin and eyes.
Harmful if swallowed.
Follow all Federal, State, and local regulations regarding disposal.

Storage: 18° C  25° C

 ScyTek Laboratories, Inc.
205 South 600 West
Logan, UT 84321
U.S.A.

 EmergoEurope (31)(0) 70 345-8570
Molsnstraat 15
2513 BH Hague, The Netherlands

Procedure:**Prepare Oxidizing Immediately Prior to Beginning Procedure:**

Combine: 50 ml Distilled Water
 5 ml Potassium Permanganate Solution (5%)
 3 ml Sulfuric Acid Solution (3%)

Mix thoroughly.

1. Deparaffinize sections if necessary and hydrate to distilled water.
2. Incubate slide in freshly prepared Oxidizing Solution for 10 minutes.
3. Rinse slide briefly in running tap water followed by 1 dip in distilled water.
4. Apply 3-5 drops of Oxalic Acid Solution (2%) to tissue section and incubate slide for 10 minutes.

Note: Section should be colorless following this step.

5. Rinse slide for 1 minute in running tap water followed by 2 dips in distilled water.
6. Apply 3-5 drops of Orcein Solution to tissue section and incubate slide for 2 hours.

Note: Check periodically and apply additional stain as needed to avoid drying.


7. Rinse slide in Alcohol, Reagent (70%).
8. Apply 3-5 drops of Differentiating Solution for 3-5 seconds.
9. Dip slide in Alcohol, Reagent (70%) and check slide microscopically for proper differentiation.


Note: Repeat step 8 if necessary.

10. Dehydrate quickly in 3 changes of absolute alcohol.
11. Clear, and mount in synthetic resin.

References:


1. Deodhar K.P., Tapp E., Scheuer P.J. Orcein staining of Hepatitis B Antigen in paraffin sections of Liver Biopsies. Journal of Clinical Pathology; vol. 28: pages 66-70, 1975.
2. Salaspuro, M., Sipponen, P. Demonstration of an intracellular copper-binding protein by Orcein staining in long-standing cholestatic liver diseases. Gut, 1976, volume 17: pages 787-790.

Storage: 18° C  25° C



ScyTek Laboratories, Inc.
205 South 600 West
Logan, UT 84321
U.S.A.

 IVD

 EmergoEurope (31)(0) 70 345-8570
Molsnstraat 15
2513 BH Hague, The Netherlands

Instructions For Use HBK-2-IFU

Rev. Date: Sept. 19, 2012


Revision: 1


Page 3 of 3

P.O. Box 3286 - Logan, Utah 84323, U.S.A. - Tel. (800) 729-8350 – Tel. (435) 755-9848 - Fax (435) 755-0015 - www.scytek.com


Bulk Reagent Ordering Information and Current Pricing at www.scytek.com

Description:	Catalog #	Volume
Potassium Permanganate Solution (5%)	PPG030 PPG125	30 ml 125 ml
Sulfuric Acid Solution (3%)	SAQ125 SAQ500 SAQ999	125 ml 500 ml 1000 ml
Oxalic Acid Solution (2%)	OQB500 OQB999	500 ml 1000 ml
Orcein Solution	OAA125 OAA500 OAA999	125 ml 500 ml 1000 ml
Differentiating Solution	DSA125 DSA500	125 ml 500 ml
Alcohol, Reagent (70%)	EAS500 EAS999	500 ml 1000 ml

Storage: 18° C  25° C

 ScyTek Laboratories, Inc.
205 South 600 West
Logan, UT 84321
U.S.A.

 EmergoEurope (31)(0) 70 345-8570
Molsnstraat 15
2513 BH Hague, The Netherlands