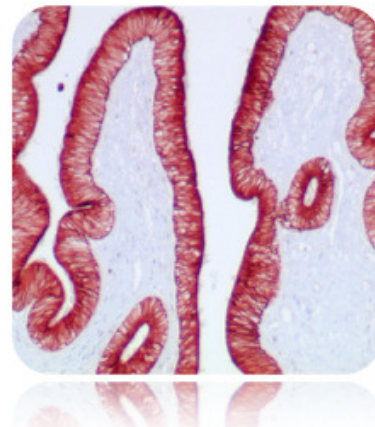


AEC Chromogen Kit

Description: 3-Amino-9-Ethylcarbazole (AEC) is a widely used chromogen for immunohistochemical staining and immunoblotting. When in the presence of peroxidase enzyme, AEC produces a vivid red end product that is soluble in alcohol and must be used with an aqueous counterstain and mounting media. This product is available in a two component form consisting of a liquid, refrigerator stable AEC Chromogen and AEC Substrate. Each component is individually stable for 18 months from the date of manufacture. This kit is formatted using convenient dropper-top vials.

Uses/Limitations: Not to be taken internally.
 For In-Vitro Diagnostic use only.
 Histological applications.
 Do not use if reagents become cloudy.
 Do not use past expiration date.
 Use caution when handling reagents.
 Non-Sterile.



Control Tissue: Any well fixed paraffin embedded or frozen tissue section.


Ordering information regarding individual components on back page!

Kit Contents:


<u>Item #</u>	<u>Components</u>	<u>Volume</u>	<u>Storage</u>
ACD003	AEC Chromogen Concentrate	3 ml	2-8°C
ACE005	AEC Substrate Buffer	5 ml x 11 vials	2-8°C

Precautions: Avoid contact with skin and eyes.
 Harmful if swallowed.
 Follow all Federal, State, and local regulations regarding disposal.

Storage: 2° C  8° C

 ScyTek Laboratories, Inc.
 205 South 600 West
 Logan, UT 84321
 U.S.A.

 EmergoEurope (31)(0) 70 345-8570
 Molsnstraat 15
 2513 BH Hague, The Netherlands

Procedure:

1. Combine 2 drops of AEC Chromogen Concentrate to one vial of AEC Substrate Buffer. Combined mixture must be used immediately.
2. Dip slide one time in DI/Distilled water immediately prior to application of AEC.
3. Apply mixture to tissue section.
4. Incubate tissue section for 5 minutes.
5. Rinse slide using DI/Distilled water.
6. Apply mixture and incubate for another 5 minutes.
7. Rinse slide in two changes of DI/Distilled water.
8. If needed, repeat application, incubation, and rinse for a third 5 minute period.
9. Counterstain as desired.
10. Rinse slide in two changes of DI/Distilled water.
11. Coverslip in aqueous medium.


NOTE: Dehydrating in alcohol and clearing in xylene results in immediate loss of AEC from slide.


References:

1. Zorina, T.D., Subbotin, V.M., Bertera, S., Alexander, A.M., Haluszczak, C., Gambrell, B., Bottino, R., Styche, A.J., Trucco, M. Recovery of the Endogenous β Cell Function in the NOD Model of Autoimmune Diabetes. *Stem Cells*, 2003, Volume 21: pages 377-388.
2. Wykosky, J., Gibo, D.M., Stanton, C., Debinski, W. EphA2 as a Novel Molecular Marker and Target in Glioblastoma Multiforme. *Molecular Cancer Research*, October 2005, Volume 3: page 541. Doi: 10.1158/1541-7786.MCR-05-0056
3. de Groot-Besseling, R.R.J., Ruers, T.J.M., Lamers-Elmams, I.L., Maass, C.N., de Waal, R.M.W., Westphal, J.R., Angiostatin generating capacity and anti-tumour effects of D-penicillamine and plasminogen activators. *BMC Cancer*, 2006, Volume 6: page 149. Doi: 10.1186/1471-2407-6-149
4. Toyokawa, H., Nakao, A., Bailey, R.J., Nalesnik, M.A., Kaizu, T., Lemoine, J.L., Ikeda, A., Tomiyama, K., Papworth, G.D., Huang, L., Demetris, A.J., Starzl, T.E., Murase, N. Relative Contribution of Direct and Indirect Allorecognition in Developing Tolerance After Liver Transplantation. *Liver Transplantation*, March 2008, Volume 14(3): pages 346-357. doi: 10.1002/lt.21378
5. Castillo, S.S., Doger, M.M., Bolkent, S., Yanardag, R. Cholesterol efflux and the effect of combined treatment with niacin chromium on aorta of hyperlipidemic rats. *Molecular and Cellular Biochemistry*, 2008, Volume 308, Number 1-2: pages 151-159. doi: 10.1007/s11010-007-9623-2
6. Cayli, S., Ocakli, S., Erdemir, F., Tas, U., Aslan, H., Yener, T., Karaca, Z. Development expression of p97/VCP (Valosin-containing protein) and Jab1/CSN5 in the rat testis and epididymis. *Reproductive Biology and Endocrinology*, 2011, Volume 9: page 117. doi: 10.1186/1477-7827-9-117

Bulk Reagent Ordering Information and Current Pricing at www.scytek.com


Description:	Catalog #	Volume
AEC Chromogen Concentrate	ACD015	15 ml
	ACD030	30 ml
	ACD125	125 ml
AEC Substrate Buffer	ACE500	500 ml
	ACE999	1000 ml

 Storage: 2° C  8° C



ScyTek Laboratories, Inc.
205 South 600 West
Logan, UT 84321
U.S.A.



 EmergoEurope (31)(0) 70 345-8570
Molsnstraat 15
2513 BH Hague, The Netherlands