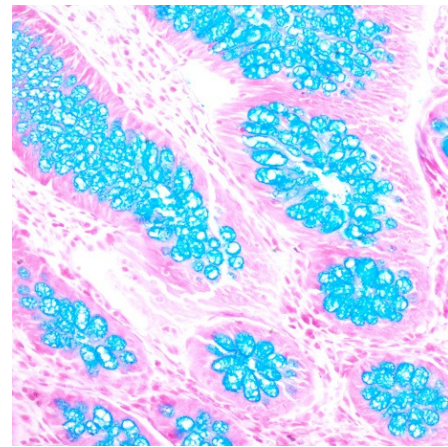


Alcian Blue Solution (pH 2.5)

Description: The Alcian Blue Solution (pH 2.5) is intended for use in the histological visualization of sulfated and carboxylated acid mucopolysaccharides and sulfated and carboxylated sialomucins (glycoproteins).

Acidic Sulfated Mucosubstances: Blue
 Hyaluronic Acid: Blue
 Sialomucins: Blue

Uses/Limitations: Not to be taken internally.
 For In-Vitro Diagnostic use.
 Histological applications.
 Do not use if reagents become cloudy.
 Do not use past expiration date.
 Use caution when handling reagents.
 Non-Sterile.



Human GI tissue counterstained using Nuclear Fast Red.

Control Tissue: Small Intestine
 Appendix
 Colon

Availability/Contents:

<u>Item #</u>	<u>Product Name</u>	<u>Volume</u>	<u>Storage</u>
ANC125	Alcian Blue Solution (pH 2.5)	125 ml	18-25°C
ANC250	Alcian Blue Solution (pH 2.5)	250 ml	18-25°C
ANC500	Alcian Blue Solution (pH 2.5)	500 ml	18-25°C
ANC999	Alcian Blue Solution (pH 2.5)	1000 ml	18-25°C
ANC3800	Alcian Blue Solution (pH 2.5)	1 Gallon	18-25°C


Suggested Additional Reagents Sold Separately:

<u>Item #</u>	<u>Product Name</u>	<u>Volume</u>	<u>Storage</u>
NFS500	Nuclear Fast Red (Enhanced Stability)	500 ml	18-25°C
AAG500	Acetic Acid Solution (3%)	500 ml	18-25°C


Ordering information regarding additional components on back page!

Precautions: Avoid contact with skin and eyes.
 Harmful if swallowed.
 Follow all Federal, State, and local regulations regarding disposal.

Storage: 18° C  25° C

 ScyTek Laboratories, Inc.
 205 South 600 West
 Logan, UT 84321
 U.S.A.


 Emergo Europe
 Prinsessegracht 20
 2514 AP The Hague, The Netherlands

Procedure:


1. Deparaffinize sections if necessary and hydrate to distilled water.
2. Incubate slide in Acetic Acid Solution (3%) for 3 minutes.
3. Stain tissue section with Alcian Blue Solution (pH 2.5) solution for 30 minutes at room temperature or 15 minutes at 37° C.
4. If desired, rinse slide briefly in Acetic Acid Solution (3%) to remove excess Alcian Blue.
5. Rinse for 2 minutes in running tap water followed by 2 changes of distilled water.
6. Stain tissue section with Nuclear Fast Red Solution (Enhanced Stability) for 5 minutes.
7. Rinse for 2 minutes in running tap water followed by 2 changes of distilled water.
8. Dehydrate through graded alcohols.
9. Clear, and mount in synthetic resin.


References:

1. Li B, et al, Endoplasmic reticulum stress is involved in the colonic epithelium damage induced by maternal separation, J Pediatr Surg (2016)
2. Li B, Lee C, Martin Z, Li X, Koike Y, Hock A, Zani-Ruttenstock E, Zani A, Pierro A. Intestinal epithelial injury induced by maternal separation is protected by hydrogen sulfide. Journal of Pediatric Surgery. 2016 Oct 26.
3. Kumar G, Hara H, Long C, Shaikh H, Ayares D, Cooper DK, Ezzelarab M. Adipose-derived mesenchymal stromal cells from genetically modified pigs: immunogenicity and immune modulatory properties. Cytotherapy. 2012 Apr 1;14(4):494-504.
4. Leow, C.C., Romero, M.S., Ross, S., Polakis, P., and Gao, WQ. Hath1, Down-Regulated in Colon Adenocarcinomas, Inhibits Proliferation and Tumorigenesis of Colon Cancer Cells. Cancer Research 64, 6050-6057, September 1, 2004.
5. Carson, F.L., 1996, Histotechnology; A Self-Instructional Text, 2nd Edition. ASCP Press, Chicago, IL. Pages 117-121.
6. Churukian, C.J., 1989, Manual of Special Stains Laboratory, 4th Edition. University of Rochester, Rochester, New York. Pages 55-56.
7. Sheenan, D.C., Hrapchak, B.B. Theory and Practice of Histotechnology, 2nd Edition. Battelle Press, Columbus, OH. Pages 172-173.
8. Lillie, R.D. 1977, H.J. Conn's Biological Stains, 9th Edition. Williams & Wilkins, Baltimore. Pages 452-455.

Bulk Reagent Ordering Information and Current Pricing at www.scytek.com


Description:	Catalog #	Volume
Nuclear Fast Red (Enhanced Stability)	NFS125	125 ml
	NFS250	250 ml
	NFS500	500 ml
	NFS999	1000 ml
	NFS3800	1 Gallon
Acetic Acid Solution (3%)	AAG500	500 ml
	AAG999	1000 ml
	AAG3800	1 Gallon

 Storage: 18° C  25° C



ScyTek Laboratories, Inc.
205 South 600 West
Logan, UT 84321
U.S.A.

 Emργο Europe
Prinsessegracht 20
2514 AP The Hague, The Netherlands