

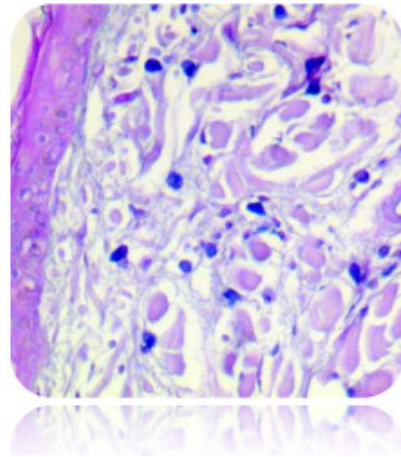
Astra Blue Solution

Description: Astra Blue Solution is designed to stain mast cells bright blue. This reagent can be used in combination with various counterstains to provide contrast.

Tissue Component: Mast Cells: **Staining Color/Pattern:** Blue

Uses/Limitations: Not to be taken internally.
For In-Vitro Diagnostic use only.
Histological applications.
Do not use if reagents become cloudy.
Do not use past expiration date.
Use caution when handling reagents.
Non-Sterile.

Positive Control Tissue: Any well fixed paraffin embedded or frozen tissue section cut 3-6 microns.



Ordering Information and Current Pricing at www.scytek.com


Availability:	<u>Item #</u>	<u>Volume</u>
	AST125	125 ml
	AST500	500 ml
	AST999	1000 ml


Storage Conditions: 18-25° Centigrade

Precautions: Avoid contact with skin and eyes.
Harmful if swallowed.
Follow all Federal, State, and local regulations regarding disposal.


Procedure:

1. Deparaffinize sections if necessary and hydrate to distilled water.
2. Stain tissue section with Astra Blue Solution for 30 minutes with frequent agitation.
3. Rinse quickly in 2 changes of distilled water.
4. Dehydrate quickly through 3 changes of absolute alcohol.
5. Clear, and mount in synthetic resin.

Storage: 18° C  25° C

 ScyTek Laboratories, Inc.
205 South 600 West
Logan, UT 84321
U.S.A.

 EmergoEurope (31)(0) 70 345-8570
Molsnstraat 15
2513 BH Hague, The Netherlands