

# Instructions For Use BNF-IFU

Rev. Date: April 30, 2019

**Revision: 3**

Page 1 of 2

P.O. Box 3286 - Logan, Utah 84323, U.S.A. - Tel. (800) 729-8350 - Fax (435) 755-0015 - [www.scytek.com](http://www.scytek.com)

## Bouin's Fluid

**Description:** Bouin's Fluid is a fixative useful for several routine procedures. It contains formaldehyde and picric acid for both cytoplasmic and chromatin fixation and facilitates excellent H&E staining. It has also been recommended for any general fixation procedures and may be used as a substitute for Zenker's Fluid. It is also used as a post-fixation step that is critical for the bright coloration demonstrated with Trichrome special stain kits.

**Uses/Limitations:** Not to be taken internally.  
For In-Vitro Diagnostic use only.  
Histological applications.  
Do not use if reagent becomes cloudy.  
Do not use past expiration date.  
Use caution when handling reagent.  
Non-Sterile.

Availability:	Item #	Volume
	BNF125	125 ml
	BNF500	500 ml
	BNF999	1000 ml

Please contact (in header) for bulk or OEM pricing.


**Storage:** Store at Room temperature. Product is stable for 24 months from date of manufacture.


**Precautions:** Avoid contact with skin and eyes.  
Wash after use.  
Observe all federal, state and local environmental regulations regarding disposal.  
Picric acid is toxic, but also presents an explosion hazard when dried in certain environments.

**Procedure:**  
For Trichrome staining please see ScyTek's Trichrome Stain Kits (TRM-1, TRG-1) respective Instruction for Uses'


**General Fixation:**

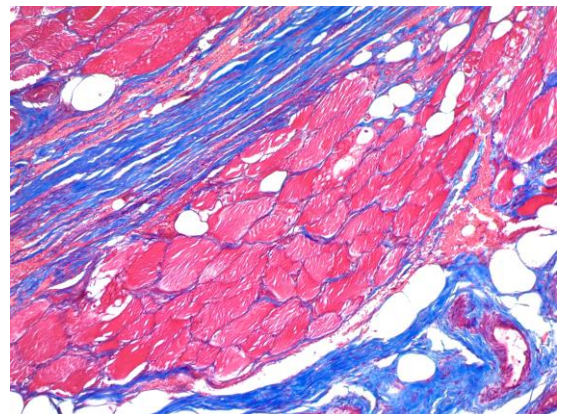
1. Trim specimen to smallest practical size.
2. Cover tissue with an amount of fluid equal to 20 times the specimen volume.
3. Fixation times range from 5 to 24 hours depending on specimen size.
4. Treatment with 50-70% alcohol, or 70% alcohol saturated with lithium carbonate will facilitate removal of yellow pigmentation prior to staining.

Storage: 18° C  25° C

 ScyTek Laboratories, Inc.  
205 South 600 West  
Logan, UT 84321  
435-755-9848  
U.S.A.



  
Emergo Europe  
Prinsessegracht 20  
2514 AP The Hague, The Netherlands



Muscle and Collagen Demonstrated with ScyTek's Trichrome Stain Kit (TRM-1). Tissue was post-fixed in Bouin's Fluid (BNF).

P.O. Box 3286 - Logan, Utah 84323, U.S.A. - Tel. (800) 729-8350 - Fax (435) 755-0015 - [www.scytek.com](http://www.scytek.com)

### References:

1. Lin YY, Hong Y, Yu SH, Wu XB, Shyu WC, chen JS, Ting H, Yang AL, Lee SD. Anti-apoptotic and Mitochondrial Biogenetic Effects of Exercise Training on Ovariectomized Hypertensive Rat Hearts. *Journal of Applied Physiology*. 2019 Apr 18.
2. Feng, Wei, Tong Lei, Yue Wang, Run Feng, Juntao Yuan, Xiyue Shen, Yongguang Wu, Junling Gao, Wenjun Ding, and Zhongbing Lu. "GCN2 Deficiency Ameliorates Cardiac Dysfunction in Diabetic Mice by Reducing Lipotoxicity and Oxidative Stress." *Free Radical Biology and Medicine* 130 (January 1, 2019): 128–39. <https://doi.org/10.1016/j.freeradbiomed.2018.10.445>.
3. Kokubu D, Ooba R, Abe Y, Ishizaki H, Yoshida S, Asano A, Kashiwabara Si, Miyazaki H. Angelica keiskei (Ashitaba) powder and its functional compound xanthoangelol prevent heat stress-induced impairment in sperm density and quality in mouse testes. *Journal of Reproduction and Development*. 2019:2018-141.
4. Wolfson, Benjamin, Pang-Kuo Lo, Yuan Yao, Linhao Li, Hongbing Wang, and Qun Zhou. "Impact of MiR-140 Deficiency on Non-Alcoholic Fatty Liver Disease." *Molecular Nutrition & Food Research* 62, no. 13 (2018): 1800189. <https://doi.org/10.1002/mnfr.201800189>.
5. Wu, Meng-Ju, Yu-Syuan Chen, Mi Ran Kim, Chao-Ching Chang, Silpa Gampala, Yingsheng Zhang, Yueyang Wang, Chih-Yu Chang, Jer-Yen Yang, and Chun-Ju Chang. "Epithelial-Mesenchymal Transition Directs Stem Cell Polarity via Regulation of Mitofusin." *Cell Metabolism* 29, no. 4 (April 2, 2019): 993-1002.e6. <https://doi.org/10.1016/j.cmet.2018.11.004>.
6. Esendagli G, Yoyen-Ermis D, Guseinov E, Aras C, Aydin C, Uner A, Hamaloglu E, Karakoc D. Impact of repeated abdominal surgery on wound healing and myeloid cell dynamics. *Journal of Surgical Research*. 2018 Mar 1;223:188-97.
7. Yasuda, Yoshinori, Shintaro Iwama, Atsushi Kiyota, Hisakazu Izumida, Kohtaro Nakashima, Naoko Iwata, Yoshihiro Ito, et al. "Critical Role of Rabphilin-3A in the Pathophysiology of Experimental Lymphocytic Neurohypophysitis." *The Journal of Pathology* 244, no. 4 (2018): 469–78. <https://doi.org/10.1002/path.5046>.
8. Chiu HW, Chen CH, Chen YJ, Hsu YH. Far-infrared suppresses skin photoaging in ultraviolet B-exposed fibroblasts and hairless mice. *PloS one*. 2017 Mar 16;12(3):e0174042.
9. Zwaans, Bernadette M. M., Sarah Krueger, Sarah N. Bartolone, Michael B. Chancellor, Brian Marples, and Laura E. Lamb. "Modeling of Chronic Radiation-Induced Cystitis in Mice." *Advances in Radiation Oncology* 1, no. 4 (October 1, 2016): 333–43. <https://doi.org/10.1016/j.adro.2016.07.004>.
10. Chen YF, Shibu MA, Fan MJ, Chen MC, Viswanadha VP, Lin YL, Lai CH, Lin KH, Ho TJ, Kuo WW, Huang CY. Purple rice anthocyanin extract protects cardiac function in STZ-induced diabetes rat hearts by inhibiting cardiac hypertrophy and fibrosis. *The Journal of nutritional biochemistry*. 2016 May 1;31:98-105.
11. Silva JP, Dhall S, Garcia M, Chan A, Costa C, Gama M, Martins-Green M. Improved burn wound healing by the antimicrobial peptide LLKKK18 released from conjugates with dextrin embedded in a carbopol gel. *Acta biomaterialia*. 2015 Oct 15;26:249-62.
12. Chen MC, Chang JP, Chang TH, Hsu SD, Huang HD, Ho WC, Wang FS, Hsiao CC, Liu WH. Unraveling regulatory mechanisms of atrial remodeling of mitral regurgitation pigs by gene expression profiling analysis: role of type I angiotensin II receptor antagonist. *Translational Research*. 2015 May 1;165(5):599-620.
13. Kim HM, Lim YY, Kim MY, Son IP, Kim DH, Park SR, Seo SK, Lee MS, Mun SK, Kim CW, Kim BJ. Inhibitory effect of tianeptine on catagen induction in alopecia areata-like lesions induced by ultrasonic wave stress in mice. *Clinical and experimental dermatology*. 2013 Oct;38(7):758-67.
14. Petreaca ML, Do D, Dhall S, McLelland D, Serafino A, Lyubovitsky J, Schiller N, Martins-Green MM. Deletion of a tumor necrosis superfamily gene in mice leads to impaired healing that mimics chronic wounds in humans. *Wound Repair and Regeneration*. 2012 May;20(3):353-66.
15. Kato K, Ishimaru K, Sawada Y, Mutsuro J, Miyashita S, Murata O, Kumai H. Ontogeny of digestive and immune system organs of larval and juvenile kelp grouper *Epinephelus bruneus* reared in the laboratory. *Fisheries science*. 2004;70(6):1061-9.

Storage: 18° C



25° C



ScyTek Laboratories, Inc.  
 205 South 600 West  
 Logan, UT 84321  
 435-755-9848  
 U.S.A.



EC REP

Emergo Europe  
 Prinsessegracht 20  
 2514 AP The Hague, The Netherlands