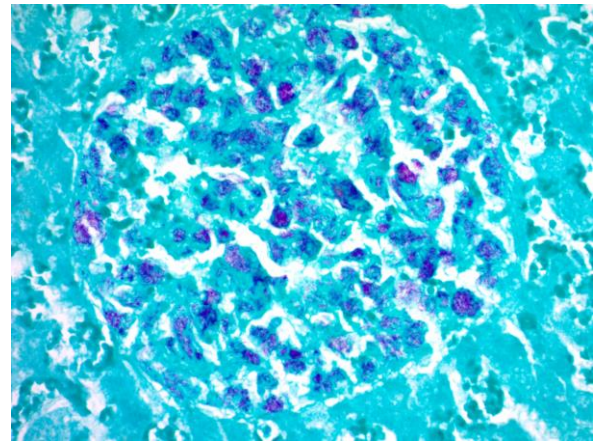


Carbol Fuchsin Solution (Kinyoun's)

Description: The Carbol Fuchsin Solution (Kinyoun's) is intended for use in the histological visualization of Acid Fast Bacteria and Tubercle Bacilli. This reagent is a rapid 2-5 minute procedure. The lipid capsule of the acid-fast organism takes up carbol fuchsin and resists decolorization.

Acid Fast Organisms: Bright Red

Uses/Limitations: For In-Vitro Diagnostic use only.
Histological applications.
Do not use past expiration date.
Use caution when handling these reagents.



Control Tissue: Any well fixed section cut 3-5 microns or any air dried smear on clean slide.

Availability/Contents:

Item #	Volume
CFK125	125 ml
CFK500	500 ml
CFK999	1000 ml

Required but not included:

- Acid Alcohol Solution (0.5%). ScyTek Product Code: AAL.
- Light Green Counterstain. ScyTek Product Code: LGA.


Precautions: Avoid contact with skin and eyes.
Harmful if swallowed.
Follow all Federal, State, and local regulations regarding disposal.
Use in chemical fume hood whenever possible.

Note: Carbol Fuchsin Solution should be filtered when a thick sheen develops on top of solution. To avoid possible contamination, gloves should be worn when performing this procedure. Do not use tap water prior to application of Carbol Fuchsin Solution as it is reported that Acid Fast Bacteria can be found in some water systems. Therefore use of distilled water is recommended whenever possible.

Procedure (Standard):

1. Deparaffinize sections if necessary and hydrate to distilled water.
2. Incubate slide in Carbol Fuchsin Solution for 2-5 minutes.
3. Rinse for 2 minutes in running tap water followed by 2 changes of distilled water.
4. Decolorize in Acid Alcohol Solution (0.5%) until sections are a pale pink color.

Storage: 18° C  25° C



ScyTek Laboratories, Inc.
205 South 600 West
Logan, UT 84321
435-755-9848
U.S.A.

CE 

EC REP

Emergo Europe
Prinsessegracht 20
2514 AP The Hague, The Netherlands

Instructions For Use CFK-IFU

Rev. Date: Mar. 5, 2019

Revision: 2


Page 2 of 2


P.O. Box 3286 - Logan, Utah 84323, U.S.A. - Tel. (800) 729-8350 - Fax (435) 755-0015 - www.scytek.com

5. Counterstain in Light Green Solution (Catalog# LGA) for 1-2 minutes.
6. Rinse in several changes of distilled water.
7. Dehydrate quickly through graded alcohols ending with 2 changes in absolute alcohol.
8. Clear, and mount in synthetic resin.

References:

1. Kinyoun, J.J., et al., American Journal of Pub. Health, Volume 5, Page 867, 1915.

Storage: 18° C  25° C



ScyTek Laboratories, Inc.
205 South 600 West
Logan, UT 84321
435-755-9848
U.S.A.

CE 

EC REP

Emergo Europe
Prinsessegracht 20
2514 AP The Hague, The Netherlands