

Light Green S.F. Yellowish Solution

Description: Light Green S.F. Yellowish Solution is intended for use in histological applications as a general counterstain. When used correctly, various shades of green can be obtained to aid in visualization of tissue components.

Cytoplasm: Light Green
Nuclei: Light Green/Blue

Uses/Limitations: Not to be taken internally.
For In-Vitro Diagnostic use only.
Histological applications.
Do not use past expiration date.
Use caution when handling reagents.
Non-Sterile.


Availability:	<u>Item #</u>	<u>Volume</u>
	LGB500	500 ml
	LGB999	1000 ml
	LGB-20000	20 liters


Storage: Store at 18-25°C.

Precautions: Avoid contact with skin and eyes.
Harmful if swallowed.
Follow all Federal, State, and local regulations regarding disposal.

Procedure:


1. Deparaffinize sections if necessary and hydrate to distilled water.
2. Rinse slide in distilled water.
3. Stain slide in Light Green Solution for 2 minutes.
4. Rinse 1 time in Distilled/Deionized water.
5. Dehydrate quickly through graded alcohols.
6. Clear, and mount in synthetic resin.

Storage: 18° C  25° C



ScyTek Laboratories, Inc.
205 South 600 West
Logan, UT 84321
U.S.A.

CE 

 EmergoEurope (31)(0) 70 345-8570
Molsnstraat 15
2513 BH Hague, The Netherlands